




ERASMUS +


A quick guide to EMREX

Back from your exchange studies and need to get your credits recognized at your home institution?

EMREX transfers your results electronically from your host institution to your home institution. Follow these steps to make the transfer:

1. Go to EMREX via the link in your university's studentweb, or by using a link you got by email from your co-ordinator

På Svenska: 

 Emrex - Swedish SMP


Welcome to the login page for Emrex!

On the next page, you can search for a Swedish university to log into by typing the university name in the search box.

Click 'Next' to proceed to the search and log in page.

[Next](#)

SMP version 1.6 | [Report a problem](#)



2. Find your home institution and log in

You are connecting to...

EMREX production site

The EMREX project addresses the EU 2020 target that 20% of higher education students should be mobile during their studies.

This service requests that you **identify yourself**. Select your preferred identity service below...

<input style="width: 95%; border: none;" type="text" value="sto"/>
KTH Royal Institute of Technology - stockholm
Royal College of Music in Stockholm
Stockholm School of Economics
Stockholm School of Theology
Stockholm University

**If you have questions about the recognition process, please contact your university or univ.college.
If you have technical problems with the EMREX transfer, please contact emrex-support@emrex.eu**



ERASMUS +

You are connecting to...

EMREX production site

The EMREX project addresses the EU 2020 target that 20% of higher education students should be mobile during their studies.

This service requests that you **identify yourself**. Select your preferred identity service below...

Stockholm University

If you always use one and the same login provider for everything it might be a good idea to remember your choice by pressing *Login and use Forever*. Press *Start Over* to redo the search and pick another login provider.

Proceed to Login

Login and use Forever

Start Over

4. Log in using your university account



- Forgotten your password?
- Change password
- Activate University account
- Terms of use
- About cookies

Log in with University account

Username

Password

[Log in](#)

Direct login

For computers with Arbetsplatstjänsten (SUA) and in computer halls.

[Direct login](#)

[What's this?](#)

*Never leave your computer unlocked while you are logged in.
To completely log out you should close your web browser.*

**If you have questions about the recognition process, please contact your university or univ.college.
If you have technical problems with the EMREX transfer, please contact emrex-support@emrex.eu**



ERASMUS +

5. Choose the country of your host institution, from where to fetch the results

Google Emrex - Swedish SMP På Svenska: 🇸🇪

Lotten Hultgren Viklund 19

Welcome to Emrex!

This service will enable you to import your awarded credits from other higher education institutions abroad connected to Emrex. Importing your records is a quick and easy process.

1. Select the country from which you want to retrieve your credits from.
2. Use the credentials from the host university where you studied to log into the system where your credits are stored.
3. Select the credits you want to import.
4. Review and confirm the selection. The records will be sent to your home university and you may save a copy in PDF format.
5. When the import is finished, please answer a few questions about the service to help us develop Emrex further.

So let's get started by selecting a country!

Choose Your Exchange Country:

	Finland	Select
	Sweden	Select
	Norway	Select
	Italy	

SMP version 1.0 | Report a problem

6. Log in with your credentials in the host country, e.g. with Feide in Norway and Haka in Finland

English | Bokmål | Nynorsk | Sámeigiella

Login through Feide

StudentWeb (fsweb-demo) has requested that you login. You have chosen **University of Oslo** as your affiliation. Change?

Username

Password

Login

[Forgot username or password?](#)

[Help](#) [Privacy and cookies](#) [More information](#)

7. You will be presented with the available results from that country. Select the ones you want to import
And press the green button «Import results» (might look a little different depending on the country)

**If you have questions about the recognition process, please contact your university or univ.college.
If you have technical problems with the EMREX transfer, please contact emrex-support@emrex.eu**



ERASMUS +

8. After you have chosen the results, you will be sent back to the Swedish client to confirm the import.

Emrex - Swedish SMP På Svenska:

Lotten Hultgren Viklund

Credits imported

Your credits (15 course(s), 307.5 ECTS) has been imported.
Select 'View import' if you want to view the imported results.

Please answer a few questions about your experience of Emrex.

[Questionnaire](#)

Remember to close your browser when you are done.
Thank you for using Emrex!

[Restart](#) [View import](#) [Download PDF](#)

SMP version 1.6 | [Report a problem](#)

10. Evaluate EMREX – Please answer a few questions

Did you like the solution?
Tell us about it

**If you have questions about the recognition process, please contact your university or univ.college.
If you have technical problems with the EMREX transfer, please contact emrex-support@emrex.eu**