

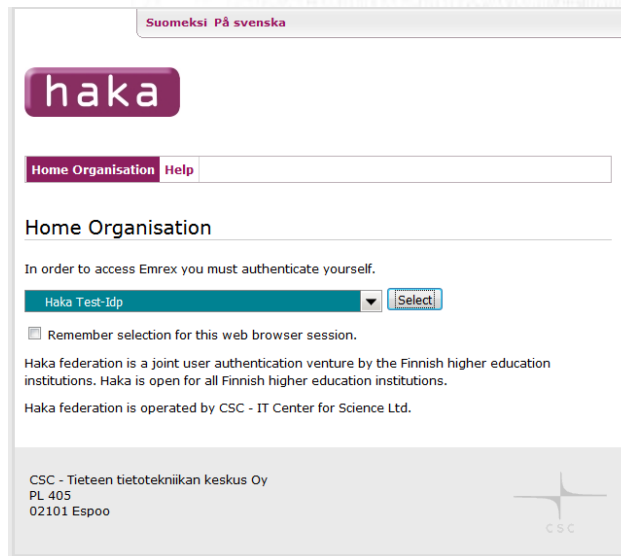
Pikaopas EMREXin käyttöön

Odottavatko ulkomailla opiskelijavaihdossa suorittamasi opintosuoritukset hyväksymistä omassa korkeakoulussasi?

EMREXin avulla siirrät vaivatta opintosuoritukset sähköisesti vaihtokorkeakoulusta omaan korkeakouluusi.

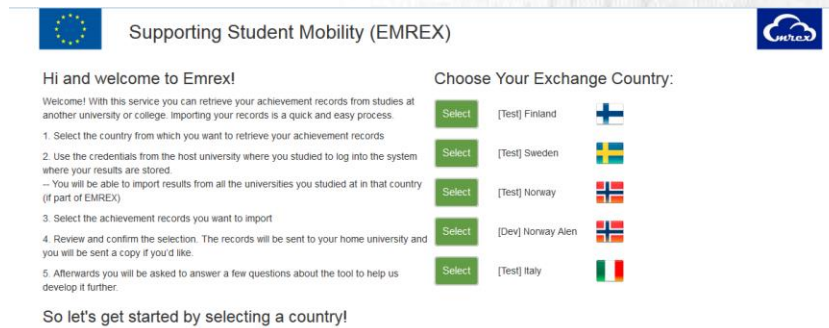
Seuraa näitä ohjeita:

- 1. Siirry EMREX-järjestelmään oman korkeakoulusi intranetin, tai vaihto-opiskelusta vastaavan koordinaattorin sähköpostiisi lähettämän linkin kautta.**
- 2. Kirjaudu järjestelmään HAKA-tunnuksilla.**



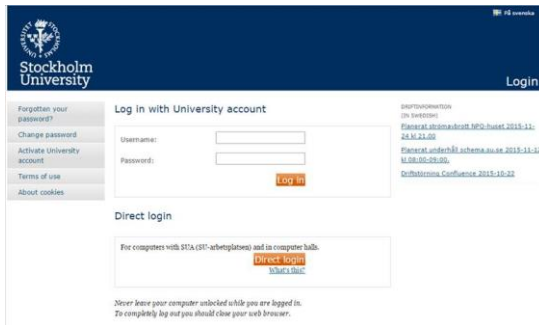
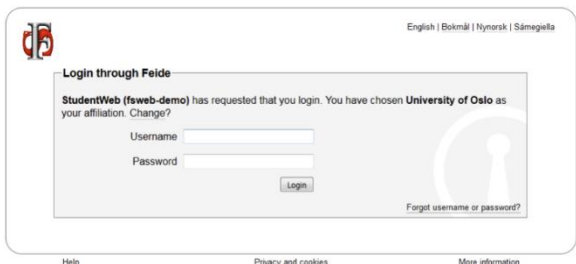
The screenshot shows the HAKA login interface. At the top, there are language options: "Suomeksi" and "På svenska". Below this is the "haka" logo. A navigation bar contains "Home Organisation" and "Help". The main heading is "Home Organisation". A message states: "In order to access Emrex you must authenticate yourself." Below this is a dropdown menu with "Haka Test-Idp" selected and a "Select" button. There is a checkbox for "Remember selection for this web browser session." Below that, there is explanatory text: "Haka federation is a joint user authentication venture by the Finnish higher education institutions. Haka is open for all Finnish higher education institutions. Haka federation is operated by CSC - IT Center for Science Ltd." At the bottom left, contact information for CSC is provided: "CSC - Tieteen tietotekniikan keskus Oy, PL 405, 02101 Espoo". The CSC logo is at the bottom right.

- 3. Valitse vaihtokorkeakoulu, jonka tietokannasta siirrettävä opintosuoritus noudetaan.**



The screenshot shows the "Supporting Student Mobility (EMREX)" page. It features the European Union flag and the emrex logo. The heading is "Supporting Student Mobility (EMREX)". Below this, there is a "Hi and welcome to Emrex!" message followed by a welcome text: "Welcome! With this service you can retrieve your achievement records from studies at another university or college. Importing your records is a quick and easy process." A numbered list of instructions follows: 1. Select the country from which you want to retrieve your achievement records. 2. Use the credentials from the host university where you studied to log into the system where your results are stored. -- You will be able to import results from all the universities you studied at in that country (if part of EMREX). 3. Select the achievement records you want to import. 4. Review and confirm the selection. The records will be sent to your home university and you will be sent a copy if you'd like. 5. Afterwards you will be asked to answer a few questions about the tool to help us develop it further. Below the list, it says "So let's get started by selecting a country!". On the right, there is a "Choose Your Exchange Country:" section with a list of countries and their flags, each with a "Select" button: [Test] Finland (Finland flag), [Test] Sweden (Sweden flag), [Test] Norway (Norway flag), [Dev] Norway Alien (Norway flag), and [Test] Italy (Italy flag).

4. Kirjautu vaihtokorkeakoulun järjestelmään tunnuksillasi, esim. Norjassa Feide tai Ruotsissa Swamid.



5. Järjestelmä tarjoaa siirrettävissä olevat opintosuoritukset, valitse ne suoritukset jotka haluat siirtää. Valitse seuraavaksi painike «import results/nouda suoritukset» (näkyvä saattaa maakohtaisesti poiketa hieman esitetystä).



Supporting Student Mobility (EMREX)



Find and select results to import

Filter Results

Education institutions	Type	Level	Time Period
		Any	

Import selected Cancel

6. Järjestelmä pyytää vahvistamaan siirron.



Supporting Student Mobility (EMREX)

Review and confirm selection

Almost done!
You have selected to import 0 courses. Please review your selection below and approve it to import the courses to your home institution.

Cancel Change selection

7. Arvioi EMREX-käyttökokemuksesi. Vastaukset anonymisoidaan, ja niitä käytetään järjestelmän kehitykseen.

EMREX - user experience evaluation

[English] [Polski] [Suomeksi] [Svenska] [Polski]

✓ How we would like to ask your opinion about EMREX: Please fill in the questionnaire below. This should take no more than 3 minutes of your time. Your responses are very important and will help us improve our software. Your answers will be completely anonymous.

✓ Please rate how much you agree or disagree with the following statements:

	1 - Strongly disagree	2 - Disagree	3 - Neutral	4 - Agree	5 - Strongly agree	No opinion
EMREX is easy to use.	<input type="radio"/>	<input type="radio"/>	<input type="radio"/>	<input type="radio"/>	<input type="radio"/>	<input type="radio"/>
The instructions are clear and understandable.	<input type="radio"/>	<input type="radio"/>	<input type="radio"/>	<input type="radio"/>	<input type="radio"/>	<input type="radio"/>
EMREX works fast.	<input type="radio"/>	<input type="radio"/>	<input type="radio"/>	<input type="radio"/>	<input type="radio"/>	<input type="radio"/>
I was able to import all relevant data (courses, grades) using EMREX.	<input type="radio"/>	<input type="radio"/>	<input type="radio"/>	<input type="radio"/>	<input type="radio"/>	<input type="radio"/>
The EMREX interface is visually appealing.	<input type="radio"/>	<input type="radio"/>	<input type="radio"/>	<input type="radio"/>	<input type="radio"/>	<input type="radio"/>
I am satisfied with how EMREX works.	<input type="radio"/>	<input type="radio"/>	<input type="radio"/>	<input type="radio"/>	<input type="radio"/>	<input type="radio"/>
I would recommend EMREX to other mobile students.	<input type="radio"/>	<input type="radio"/>	<input type="radio"/>	<input type="radio"/>	<input type="radio"/>	<input type="radio"/>

Jos sinulla tulee kysyttävää opintosuoristusten hyväksymisestä, voit ottaa suoraan yhteyttä omaan korkeakouluusi. Teknisiin ongelmiin EMREXiin liittyen ota yhteyttä emrex-support@emrex.eu