



A quick guide to EMREX

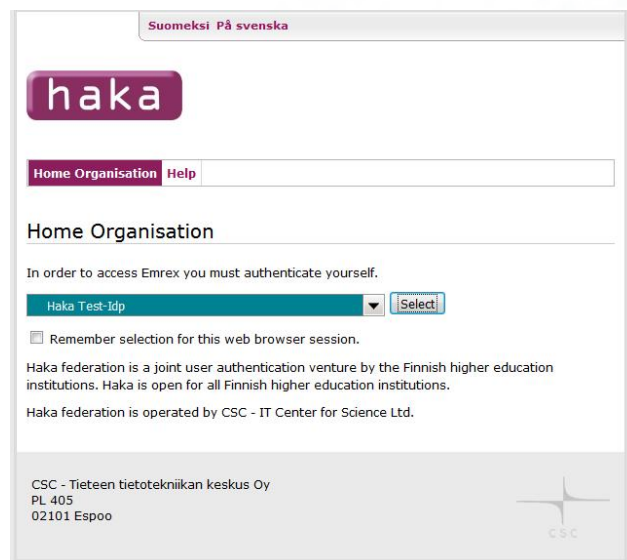
Back from your exchange studies and need to get your credits recognized at your home institution?

EMREX transfers your results electronically from your host institution to your home institution.

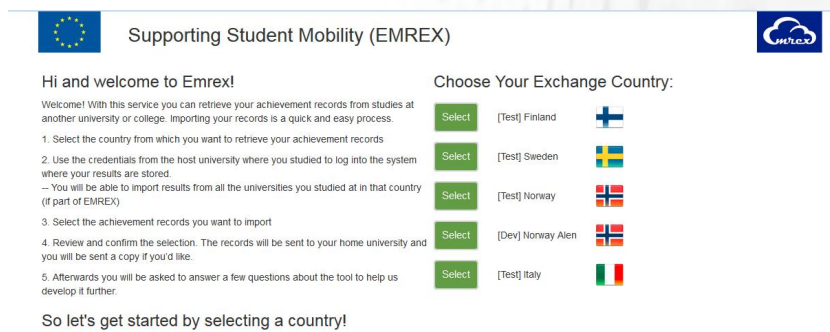
Follow these steps to make the transfer:

1. Go to EMREX via the link in your university's intranet, or by using a link you got by email from your co-ordinator

2. Log in with HAKA, if requested

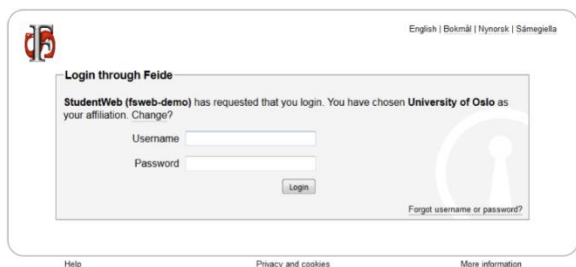


3. Choose the country of your host institution, from where to fetch the results



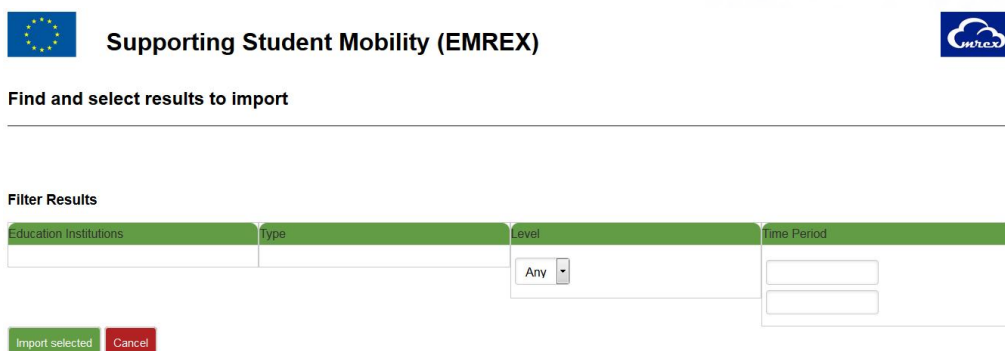
If you have questions about the recognition process, please contact your university or univ.college.
If you have technical problems with the EMREX transfer, please contact emrex-support@emrex.eu

4. Log in with your credentials in the host country, e.g. with Feide in Norway

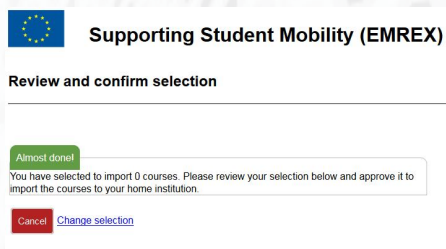


Insert login from Sweden,
Italy, Denmark

5. You will be presented with the available results from that country. Select the ones you want to import And press the green button «Import results» (might look a little different depending on the country)



6. After you have chosen the results, you will be sent back to the Finnish client to confirm the import.



7. Evaluate EMREX –
Did you like the solution?
Tell us about it!



Import of results from abroad



Thank you, the results have now been delivered to University of Oslo.

This process is part of EMREX, an international project for electronic transfer of student records between higher education institutions. The project is now in an early phase, and we would appreciate if you could spend a few minutes to fill in the following questionnaire about your experience with it. The answers will be anonymized.

[Take me to the questionnaire](#)

[Start the process again](#)

If you have questions about the recognition process, please contact your university or univ.college.
If you have technical problems with the EMREX transfer, please contact emrex-support@emrex.eu